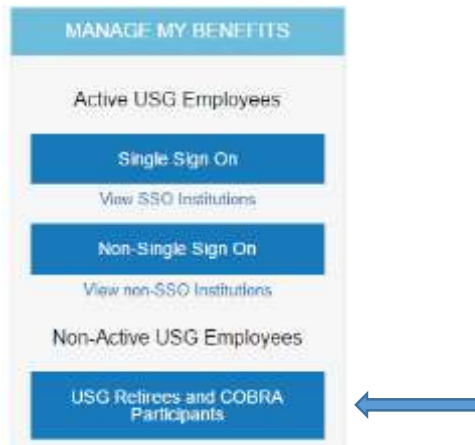


**Steps:**

- A. Go to <http://oneusgconnect.usg.edu/>.
- B. Under **Manage My Benefits**, select **USG Retirees and COBRA participants**.



- C. Click **Are you a new user?** link.



- D. **Enter Your Personal Identification** to establish secure access, click **Continue**.






- E. Enter your **Zip Code**, Click **Continue**
- F. Next you will be prompted to create your **user ID, password (needs 3 of 4 –uppercase, lowercase, number, symbol), phone pin (six digits only) and five security questions.**
- G. Once you complete your security information, click **continue**.
- H. This brings you to the main page. It will ask you if you want a tour or skip the tour. To go to the next step, select skip tour.

Remember to **Log Off** (upper right corner) when you are done. When logging back into the system, you will be required to verify your identity, using one of the three methods listed below.

**Choose an Option** [? Help](#)

**Verify Your Identity**  
For additional security, we need to verify your identity on th

Choose an Option

-  **Text Message**  
Receive the access code in a text message.
-  **Phone Call**  
Enter the access code by phone.
-  **Security Questions**  
Answer security questions to enter the site.

Prior to logging off, it is a good idea to check to see that your most current phone numbers are active in the system. In the upper right corner, click on **Your Profile**, click on **Personal Information**.

