



**VALDOSTA STATE UNIVERSITY  
OFFICE OF INSTITUTIONAL RESEARCH  
ENROLLMENT UPDATE—Summer 2017**

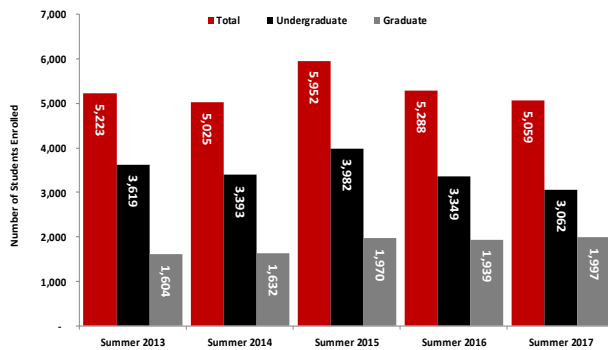
1500 N. Patterson St. Valdosta, GA 31698 • Phone (229) 333-7831  
http://www.valdosta.edu/administration/institutional-research



This information has been compiled by the Office of Institutional Research in an effort to provide useful and timely information to the Valdosta State University community. This information will be updated each semester, upon the availability of official data. Please contact the Office of Institutional Research with any questions regarding this.

### Summer 2017 Enrollment

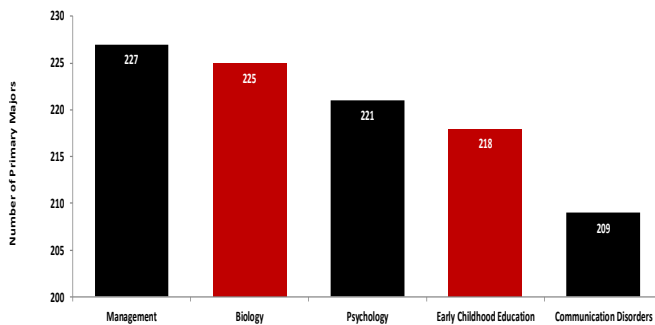
**Total Enrollment, Summer 2013 - Summer 2017**



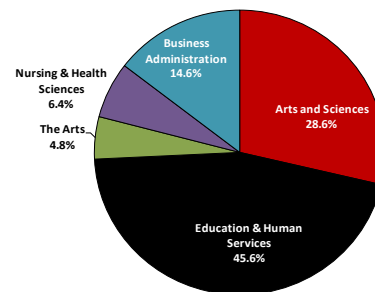
**Total Enrollment by Gender and Ethnicity, Summer 2017**

Ethnicity	Female	% of Female	Male	% of Male	Total	% of Total
American Indian/ Alaskan Native	3	0.1%	5	0.3%	8	0.2%
Asian	80	2.3%	65	4.0%	145	2.9%
Black	1,088	31.7%	452	27.8%	1,540	30.4%
Hawaiian/ Pacific Islander	3	0.1%	1	0.1%	4	0.1%
Hispanic	154	4.5%	85	5.2%	239	4.7%
Multiracial	90	2.6%	49	3.0%	139	2.7%
Unknown	23	0.7%	8	0.5%	31	0.6%
White	1,994	58.0%	959	59.1%	2,953	58.4%
<b>Total</b>	<b>3,435</b>	<b>100.0%</b>	<b>1,624</b>	<b>100.0%</b>	<b>5,059</b>	<b>100.0%</b>

**Total Enrollment by 5 Largest Declared Majors, Summer 2017**

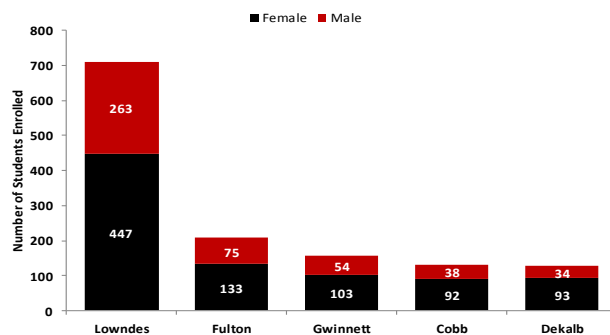


**Total Enrollment by College, Summer 2017**

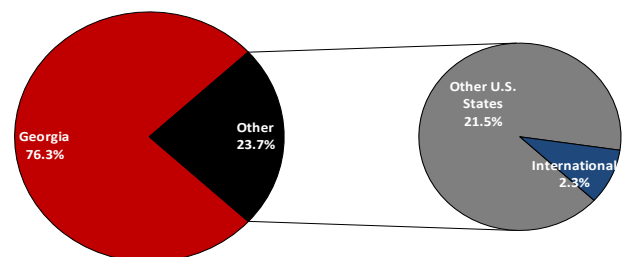


Note: The College of Arts & Sciences includes undecided majors. Pre-business students are included in Business Administration. Pre-nursing students are included in Nursing.

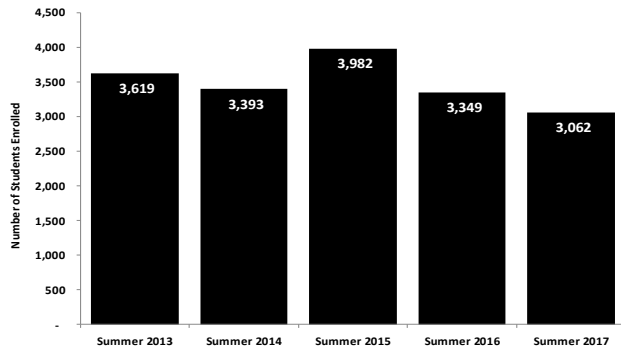
**Total Enrollment by Georgia Counties with Highest Enrollment and Gender, Summer 2017**



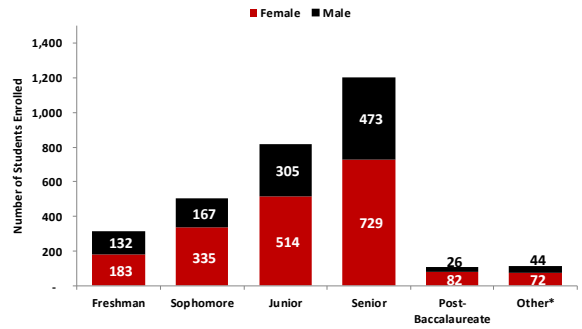
**Total Enrollment by Residency, Summer 2017**



**Undergraduate Enrollment, Summer 2013 - Summer 2017**

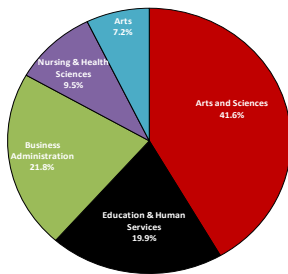


**Undergraduate Enrollment by Classification and Gender, Summer 2017**



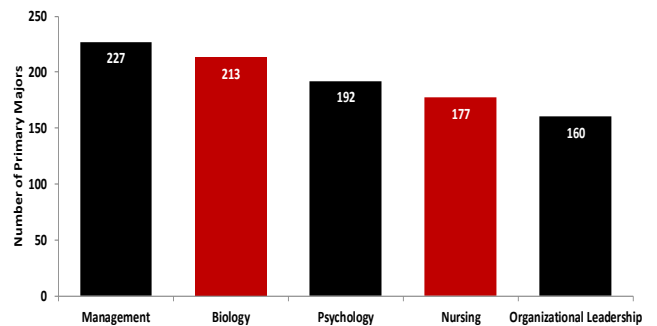
\* Includes Joint Enrolled, Transient, and Other.

**Undergraduate Students by College, Summer 2017**

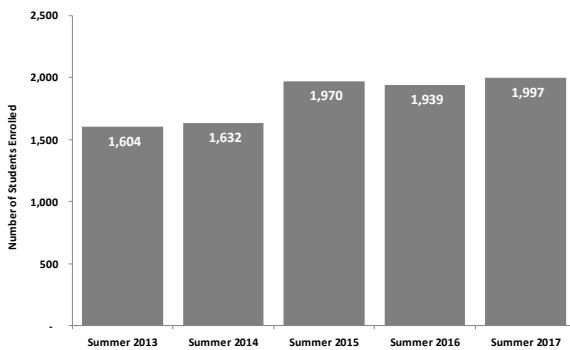


Note: The College of Arts & Sciences includes undecided majors. Pre-business students are included in Business Administration. Pre-nursing students are included in Nursing.

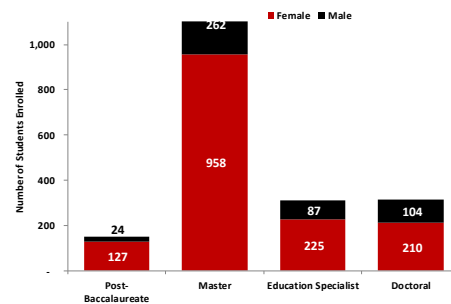
**Undergraduate Students by 5 Largest Declared Majors, Summer 2017**



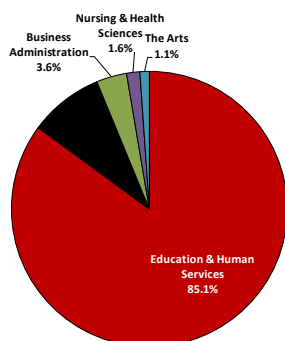
**Graduate Enrollment, Summer 2013 - Summer 2017**



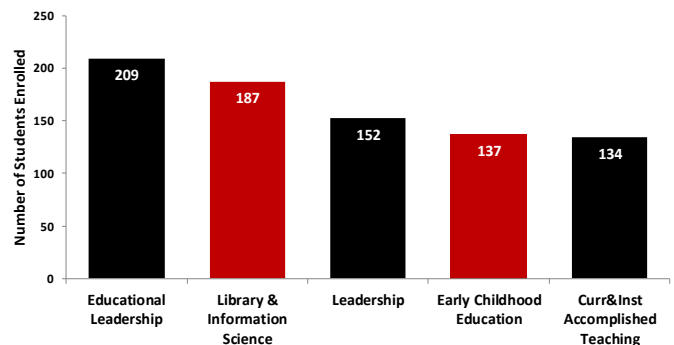
**Graduate Enrollment by Classification and Gender, Summer 2017**



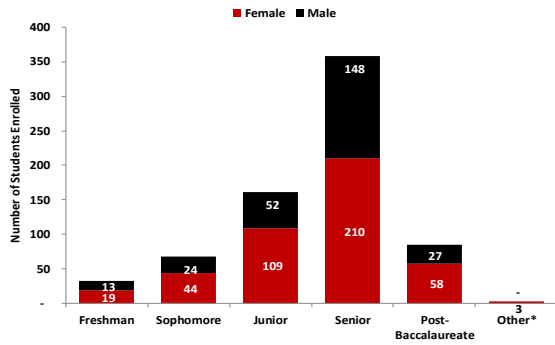
**Graduate Enrollment by College, Summer 2017**



**Graduate Students by 5 Largest Declared Majors, Summer 2017**

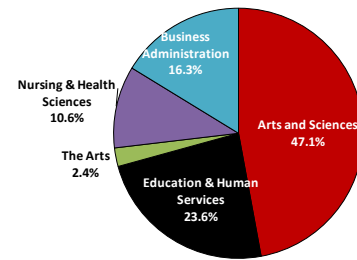


**Undergraduate Adult Learners by Classification and Gender, Summer 2017**

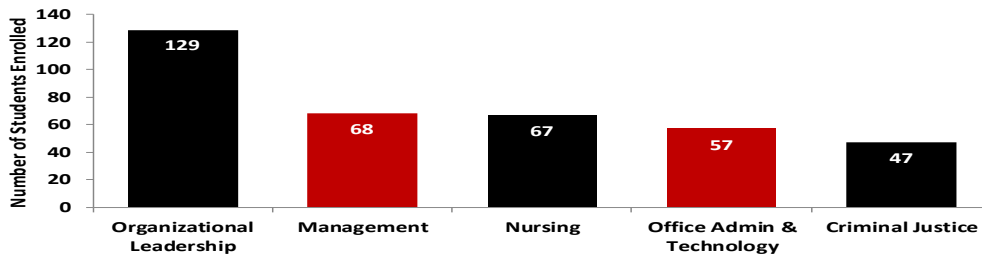


\*Includes Joint Enrolled and Transient.

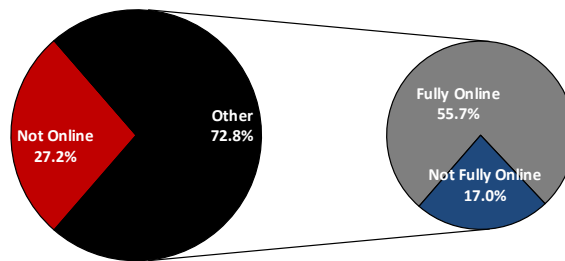
**Undergraduate Adult Learners by College Summer 2017**



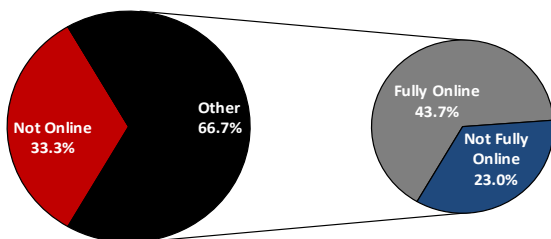
**Undergraduate Adult Learners by 5 Largest Declared Majors, Summer 2017**



**Total Enrollment for Distance Learning, Summer 2017**



**Undergraduate Enrollment for Distance Learning, Summer 2017**



**Graduate Enrollment for Distance Learning, Summer 2017**

