



## ENROLLMENT NEWSLETTER FOR SUMMER 2020

VALDOSTA STATE UNIVERSITY | OFFICE OF INSTITUTIONAL RESEARCH

1500 N. Patterson St. Valdosta, GA 31698 | Phone (229) 333-7831

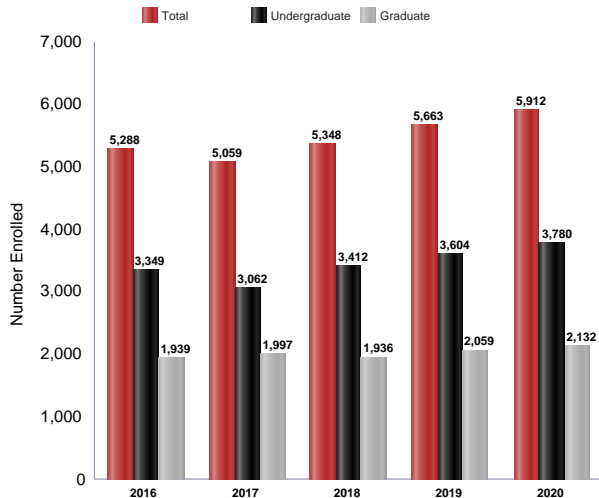
<https://www.valdosta.edu/administration/institutional-research/>



This information has been compiled by the Office of Institutional Research in an effort to provide useful and timely information to the Valdosta State University community. This information will be updated each semester, upon the availability of official data. Please contact the Office of Institutional Research with any questions regarding this publication.

### SUMMER 2020 ENROLLMENT

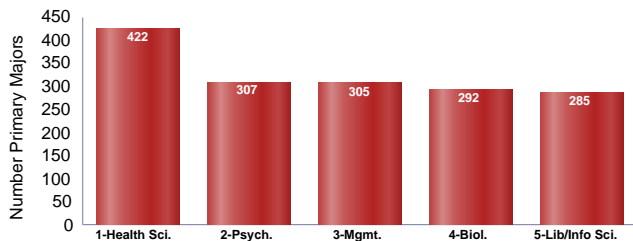
**Total Enrollment, Summer 2016-2020**



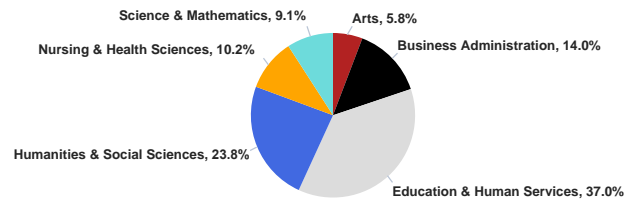
**Total Enrollment by Gender and Ethnicity, Summer 2020**

Ethnicity	Female	Female %	Male	Male %	Total	Total %
American Indian or Alaska Native	3	0.1%	4	0.2%	7	0.1%
Asian	67	1.6%	44	2.6%	111	1.9%
Black or African American	1,420	33.7%	508	29.9%	1,928	32.6%
Hawaiian/Pacific Islander	4	0.1%	0	0.0%	4	0.1%
Hispanic	274	6.5%	136	8.0%	410	6.9%
Multiracial	149	3.5%	66	3.9%	215	3.6%
Unknown	20	0.5%	8	0.5%	28	0.5%
White	2,276	54.0%	933	54.9%	3,209	54.3%
<b>Total</b>	<b>4,213</b>	<b>100.0%</b>	<b>1,699</b>	<b>100.0%</b>	<b>5,912</b>	<b>100.0%</b>

**Total Enrollment by 5 Largest Declared Majors, Summer 2020**



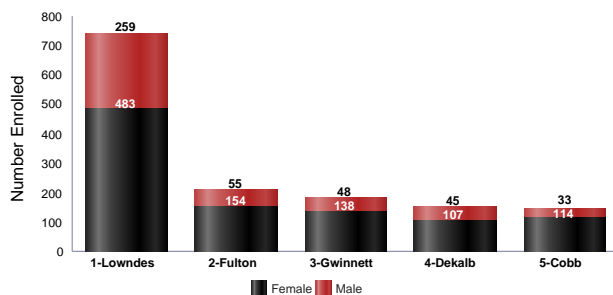
**Total Enrollment by College, Summer 2020**



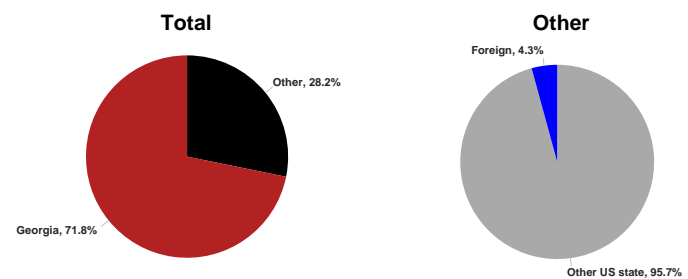
Note: The College of Humanities & Social Sciences includes undecided majors. Pre-business students are included in Business Administration. Pre-nursing students are included in Nursing.

Note: Abbreviations used for space saving.

**Total Enrollment by Georgia Counties with Highest Enrollment and Gender, Summer 2020**

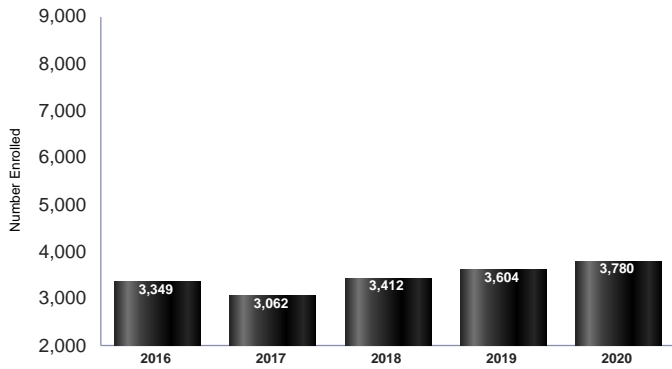


**Total Enrollment by Residency, Summer 2020**

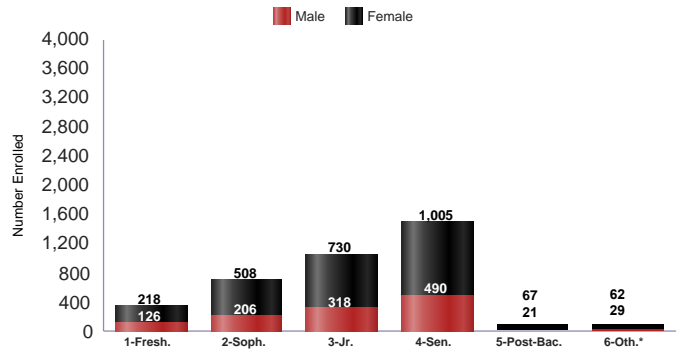


Note: Other includes Other U.S. State and Foreign students.

**Undergraduate Enrollment, Summer 2016-2020**

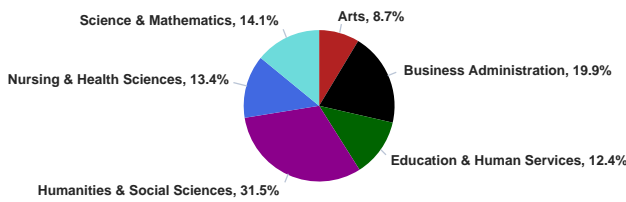


**Undergraduate Enrollment by Classification and Gender, Summer 2020**



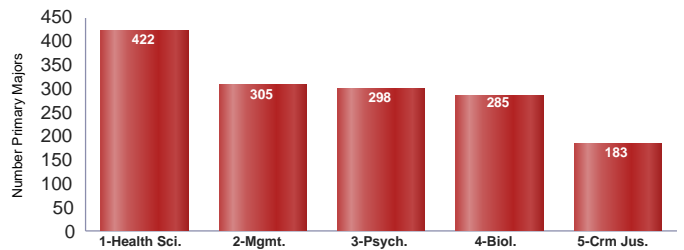
\*Includes Joint Enrolled, Transient and Other. Abbreviations used for space saving.

**Undergraduate Enrollment by College, Summer 2020**



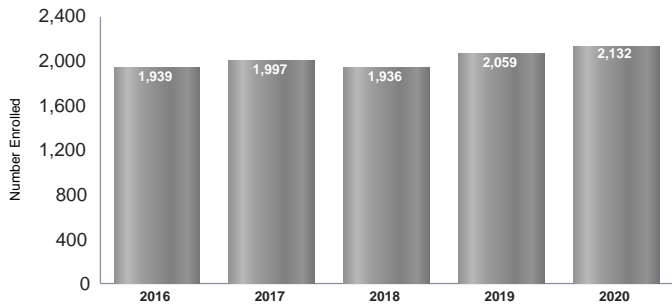
Note: The College of Humanities and Social Sciences includes undecided majors. Pre-business students are included in Business Administration. Pre-nursing students are included in Nursing.

**Undergraduate Enrollment by 5 Largest Declared Majors, Summer 2020**

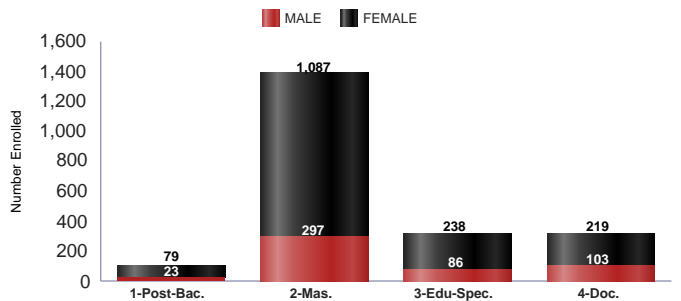


Note: Abbreviations used for space saving.

**Graduate Enrollment, Summer 2016-2020**

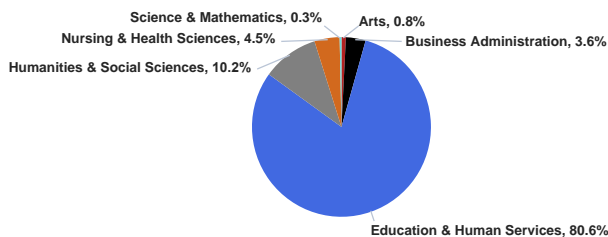


**Graduate Enrollment by Classification and Gender, Summer 2020**

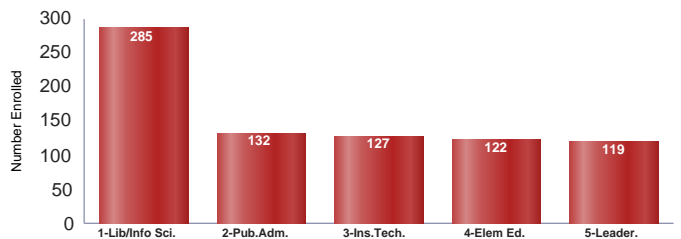


Note: Abbreviations used for space saving.

**Graduate Enrollment by College, Summer 2020**

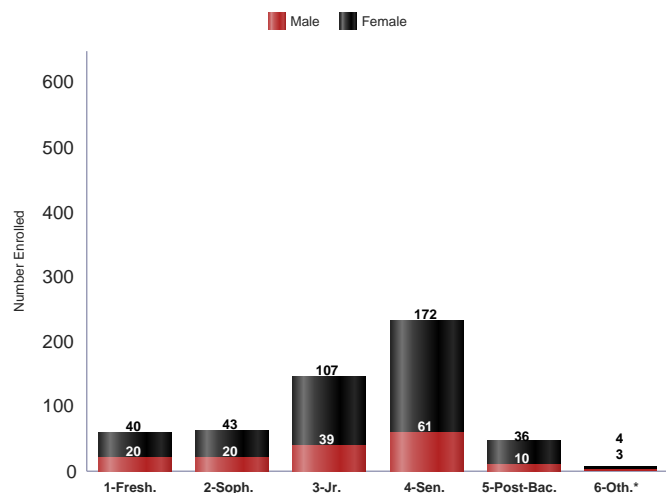


**Graduate Enrollment by 5 Largest Declared Majors, Summer 2020**

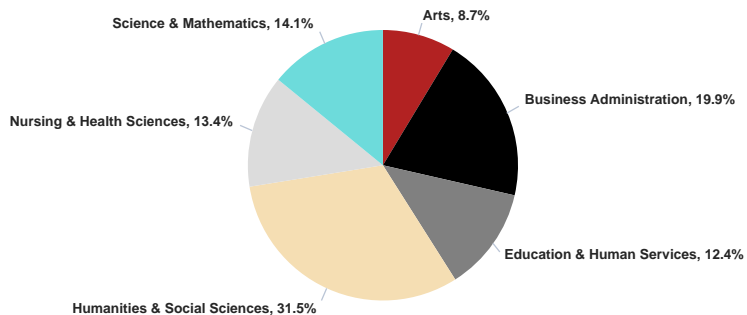


Note: Abbreviations used for space saving.

### Undergraduate Adult Learners by Classification and Gender, Summer 2020

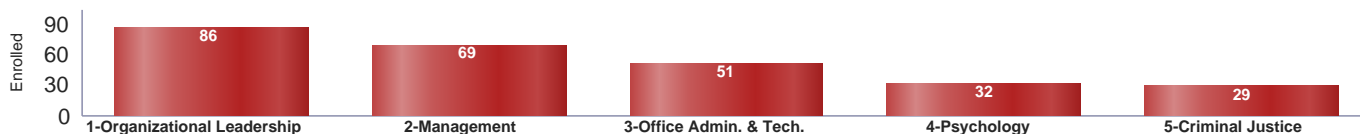


### Undergraduate Adult Learners by College, Summer 2020

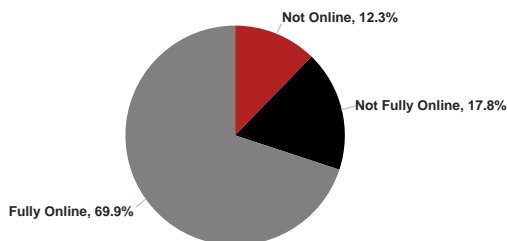


\*Includes Joint Enrolled and Transient

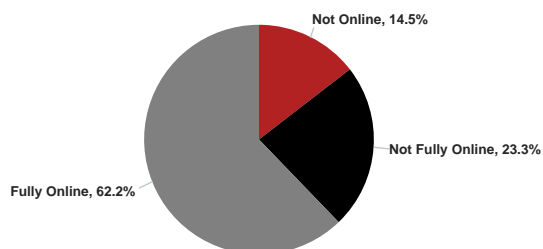
### Undergraduate Adult Learners by 5 Largest Declared Majors, Summer 2020



### Total Enrollment for Distance Learning, Summer 2020



### Undergraduate Enrollment for Distance Learning, Summer 2020



### Graduate Enrollment for Distance Learning, Summer 2020

