



ALUMNI PERCEPTIONS OF
THEIR EXPERIENCES
AT VALDOSTA STATE UNIVERSITY

GRADUATES OF 2001 AND 2005

Strategic Research & Analysis
Valdosta State University
July 2006

Introduction

This document has been revised to provide a visual summary of the perceptions of VSU alumni one year and five years after graduation. Responses were received from one hundred five one-year out alumni who graduated during the 2005 calendar year and ninety-two five year out alumni who graduated during the 2001 calendar year.

This is the third year of web-based survey administration. Six hundred fifteen valid e-mail addresses were provided by the VSU Alumni Office for alumni. The paper survey used in previous years asked alumni to respond to over ninety questions. The web survey, revised with the assistance of the VSU Alumni Association, eliminated over fifty questions, leaving a total of forty-four.

E-mail invitations to participate in the survey were sent to eligible alumni in February 2006. Two follow-up invitations were sent at later intervals, and responses were collected through the middle of April 2006. The combined response rate for all alumni completing the survey was 32%. It is anticipated that these results will be used by colleges and departments as one indicator of the effectiveness of the University's programs and services.

Angela Henderson, Institutional Research Analyst, designed the survey, coordinated the collection of data, and analyzed the results. The report was prepared by Linda Gooden, Research Associate, with the assistance of Tameka Woods, Graduate Assistant.

Special appreciation is extended to Karen Johnson in the VSU Alumni Office who furnished the e-mail addresses for this study.

We invite you to explore the results shown on the following pages and welcome your comments.

Table of Contents

Description of Responding Alumni4

 Background Characteristics4

 Graduate Studies7

 Employment.....9

 Annual Salary History.....13

 Alumni Relations14

Alumni Ratings of Their Academic Experiences in the Major Field of Study16

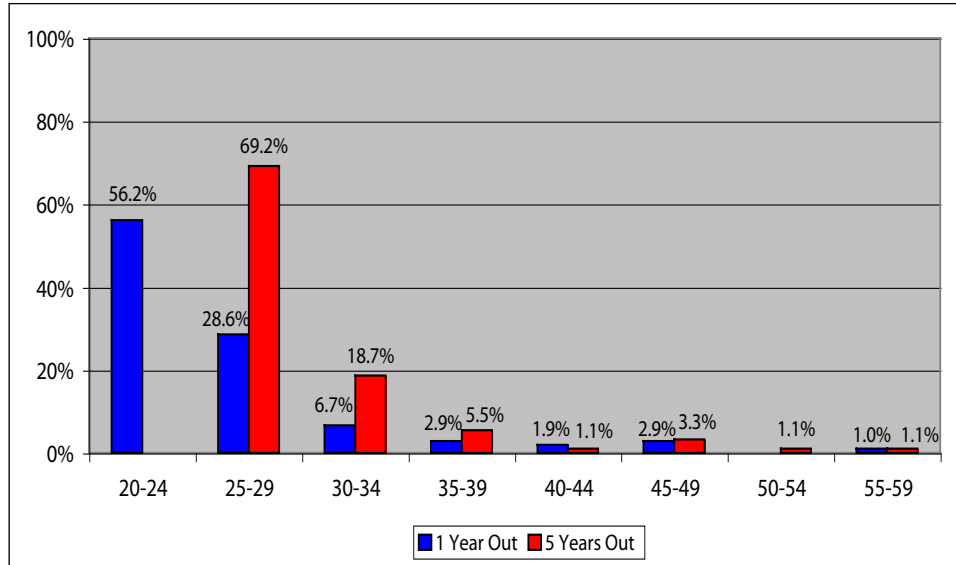
Alumni Satisfaction with Overall Quality of Education at VSU17

Summary Highlights from VSU Alumni19

Description of the Responding Alumni
 Number of Respondents: 105 - One-Year Out Respondents
 92 - Five-Years Out Respondents
 (All percentages are based on valid responses. Not all alumni answered every question.)

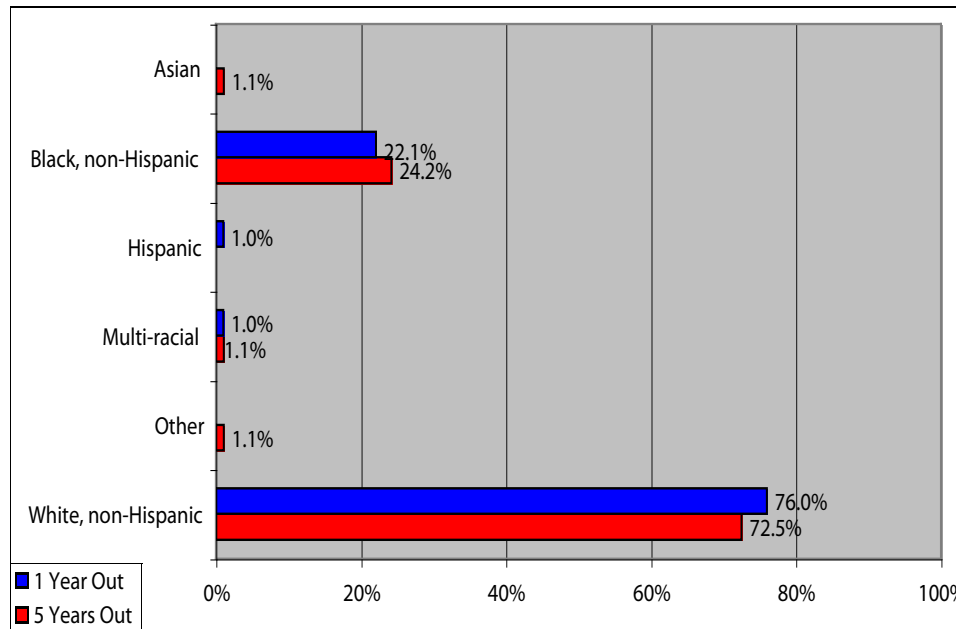
Background Characteristics

Age of Respondents



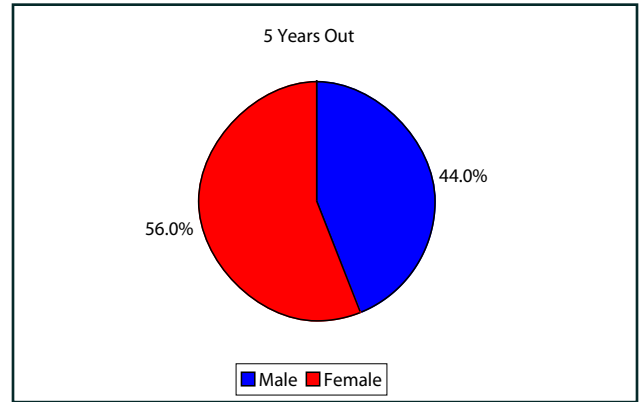
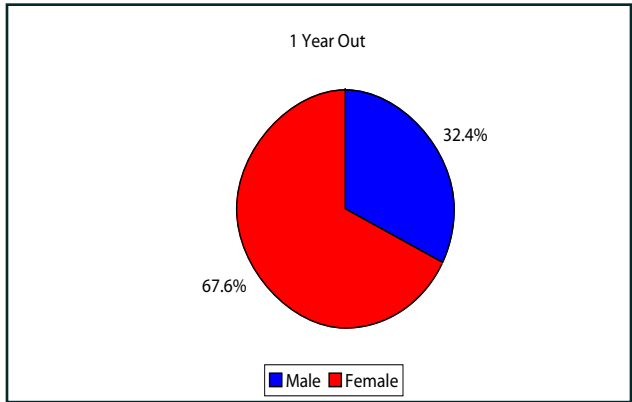
- 89 one-year out and 63 five-years out alumni were between ages 20-29.
- 16 one-year out and 28 five-years out alumni were age 30 or older.

Race/Ethnicity



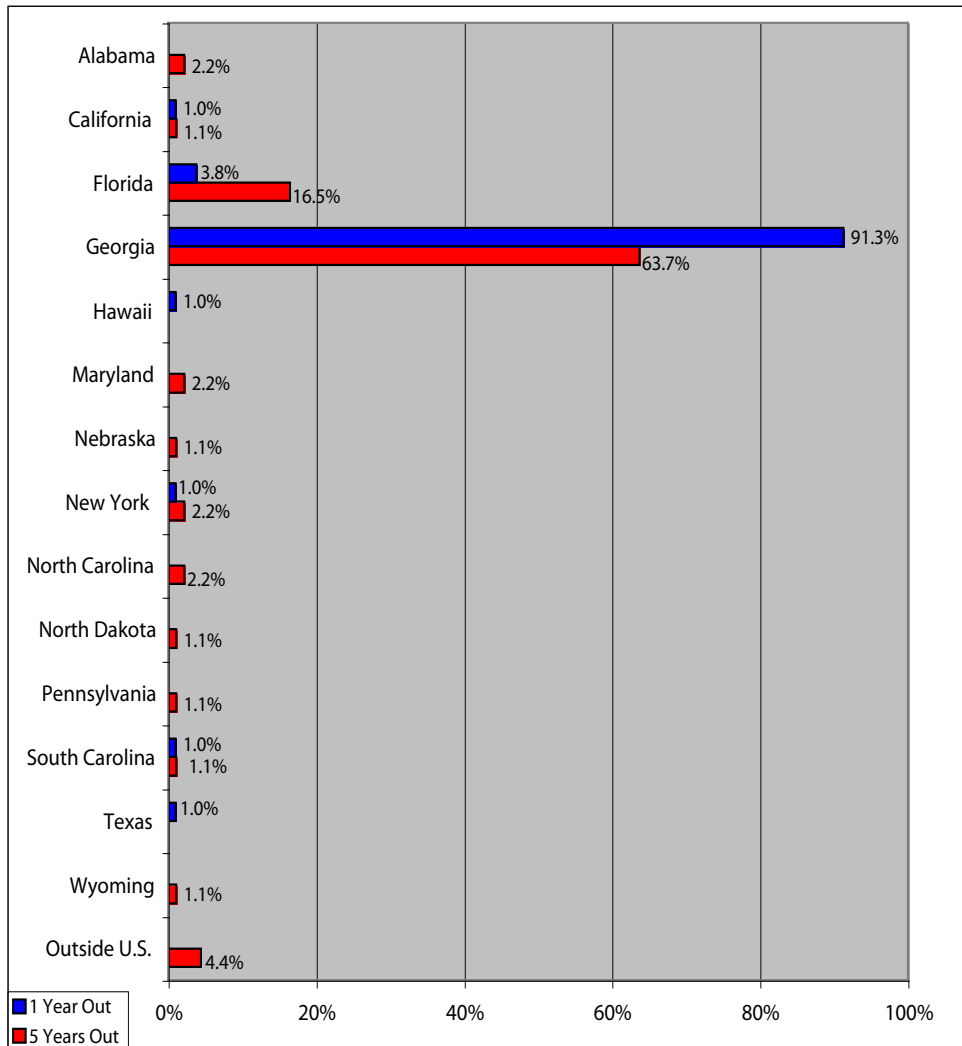
- 23 one-year out and 22 five-years out alumni were Black, non-Hispanic.
- 79 one-year out and 66 five-years out alumni were White, non-Hispanic.
- 2 one-year out and 3 five-years out alumni were Asian, Hispanic, Multi-racial or Other.

Gender



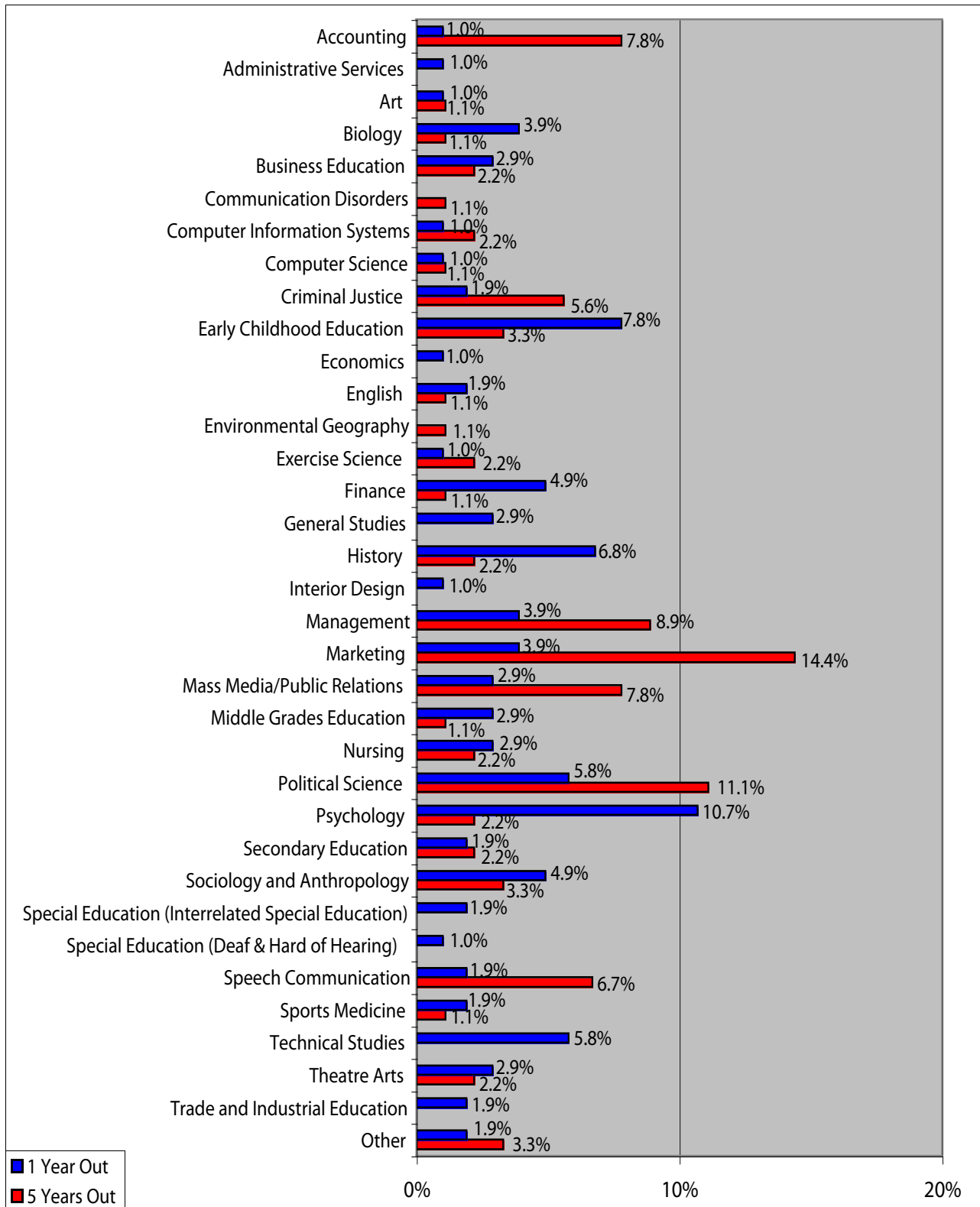
- 71 one-year out and 51 five-years out alumni were female.
- 34 one-year out and 40 five-years out alumni were male.

Current State of Residence



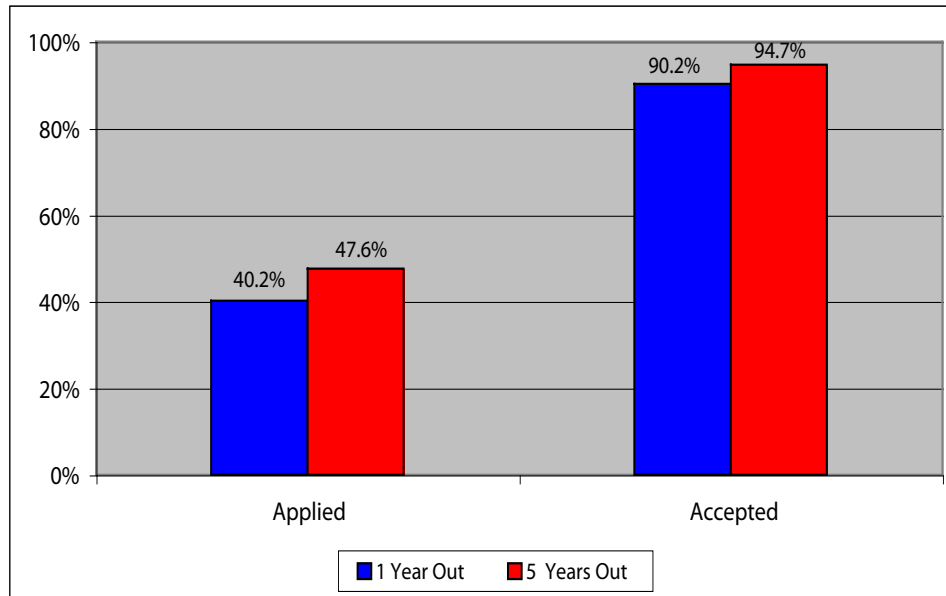
- 95 one-year out and 58 five-years out alumni live in the state of Georgia.
- 9 one-year out and 33 five-years out alumni live outside the state of Georgia.

Major Field of Study at VSU



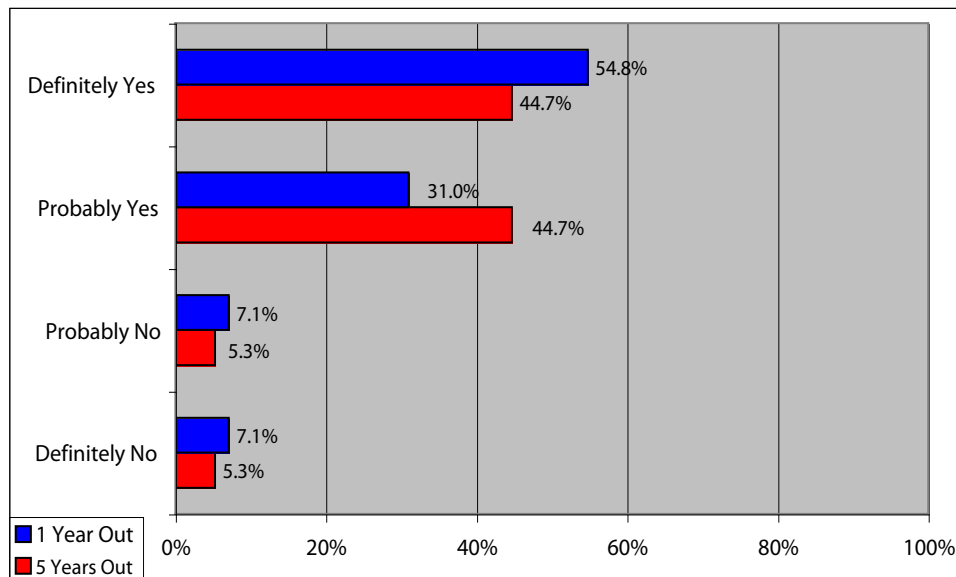
Graduate Studies

Applied to graduate school and Accepted to graduate school



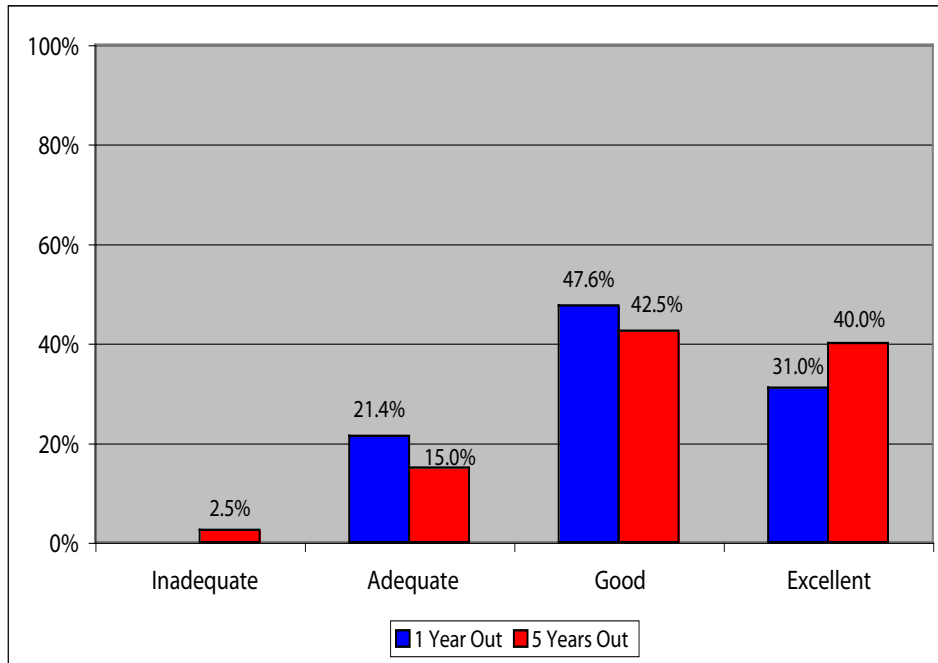
- 41 one-year out and 39 five-years out alumni applied to graduate school.
- Of those who applied, 37 one-year out and 36 five-years out alumni were accepted to graduate school.

Were the courses in your major at VSU helpful in gaining admission to graduate or professional school?



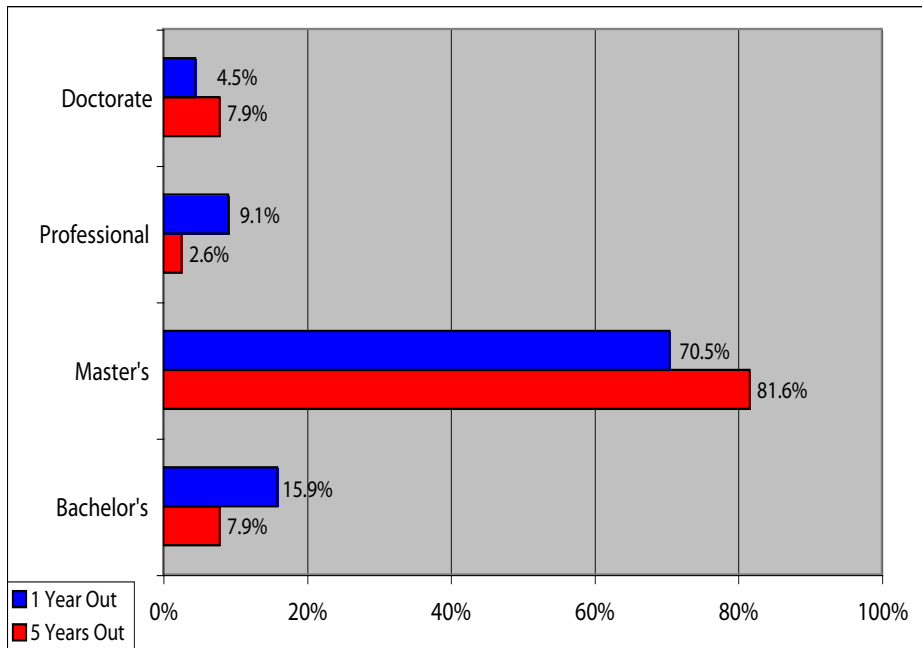
- 36 one-year out and 34 five-years out alumni said their major courses were probably or definitely helpful in gaining admission to graduate or professional school.

How well did VSU prepare you for your additional educational work?



• 33 one-year out and 33 five-years out alumni felt their preparation was good or excellent.

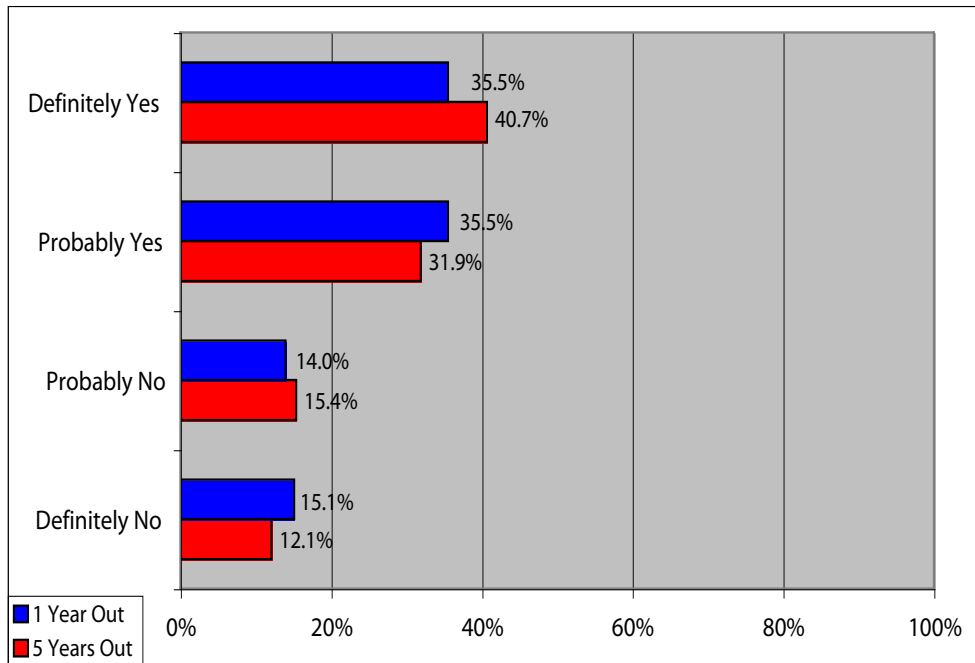
Degree sought?



• 31 one-year out and 31 five-years out alumni were seeking a Master's degree.

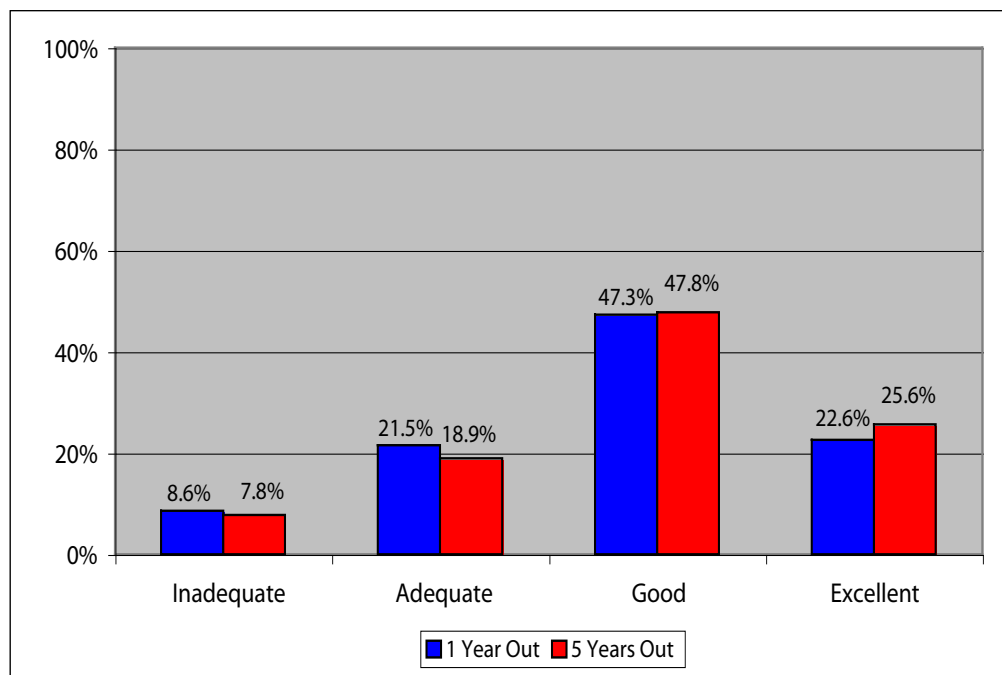
Employment

Were the courses in your major at VSU helpful in obtaining your first job after graduating from VSU?



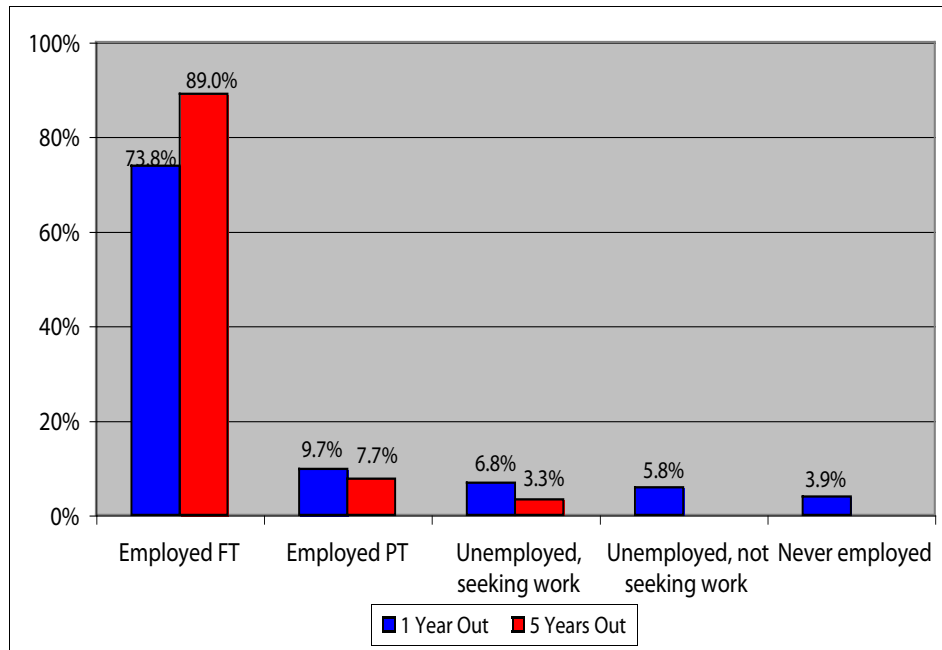
- 66 one-year out and 66 five-years out alumni said their major courses were probably or definitely helpful in obtaining employment.

How well did VSU prepare you for your first job?



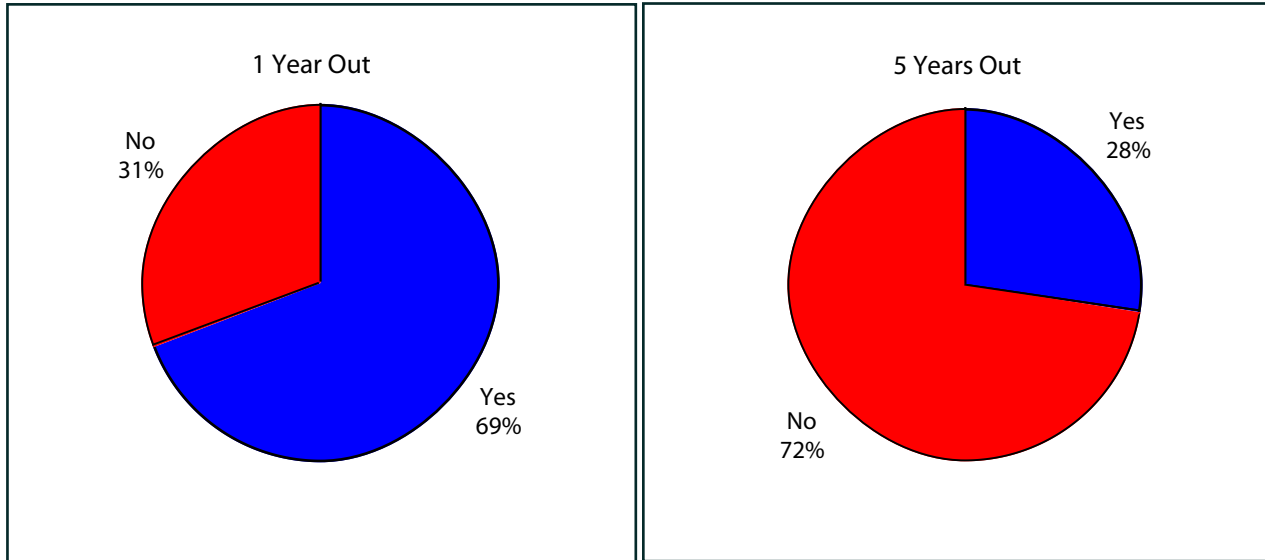
- 65 one-year out and 66 five-years out alumni felt their job preparation was good or excellent.

Since graduating from VSU, which statement best describes your employment?



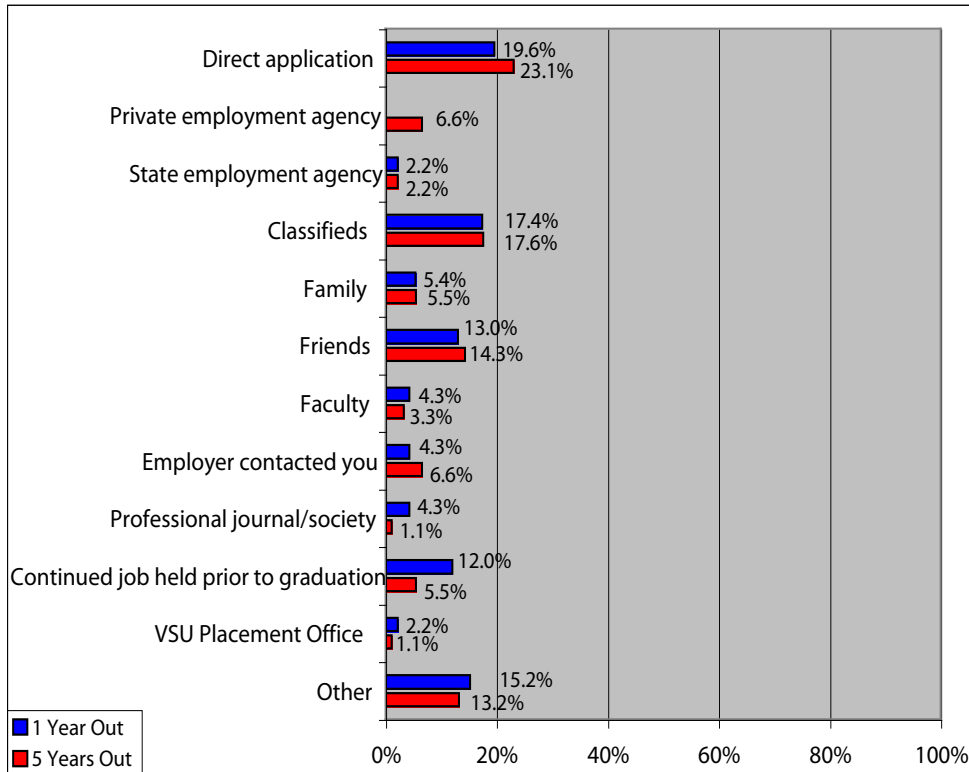
• 76 one-year out and 81 five-years out alumni are employed full-time.

Is this your first job since graduating from VSU?

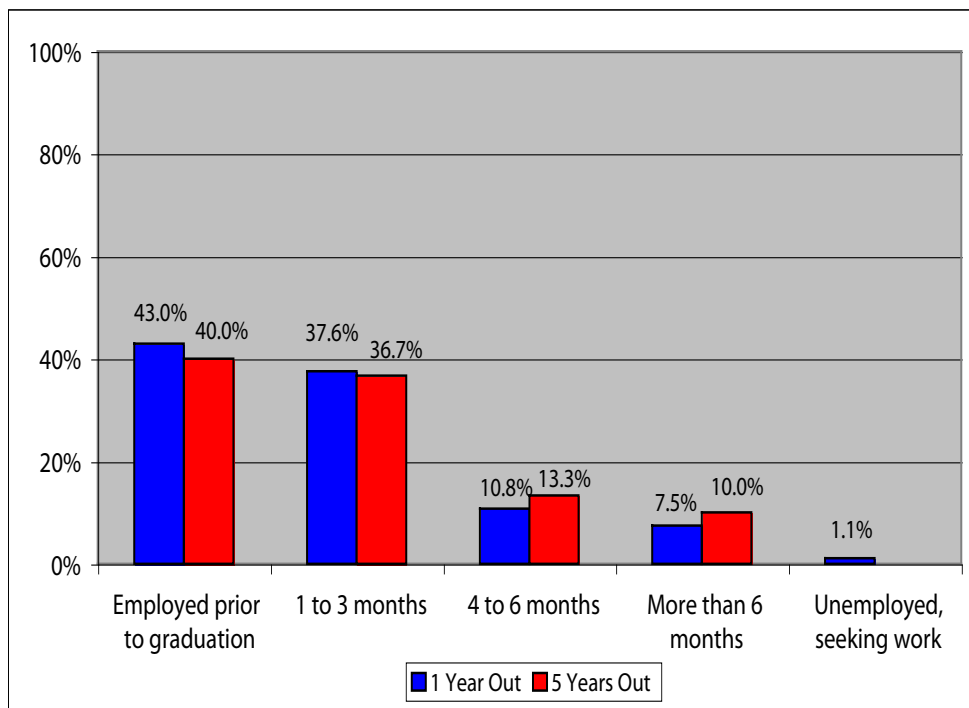


• 63 one-year out and 25 five-years out alumni are still working at their first job since graduating from VSU.

How did you find your first job?




How long after graduation did it take you to find your first job?



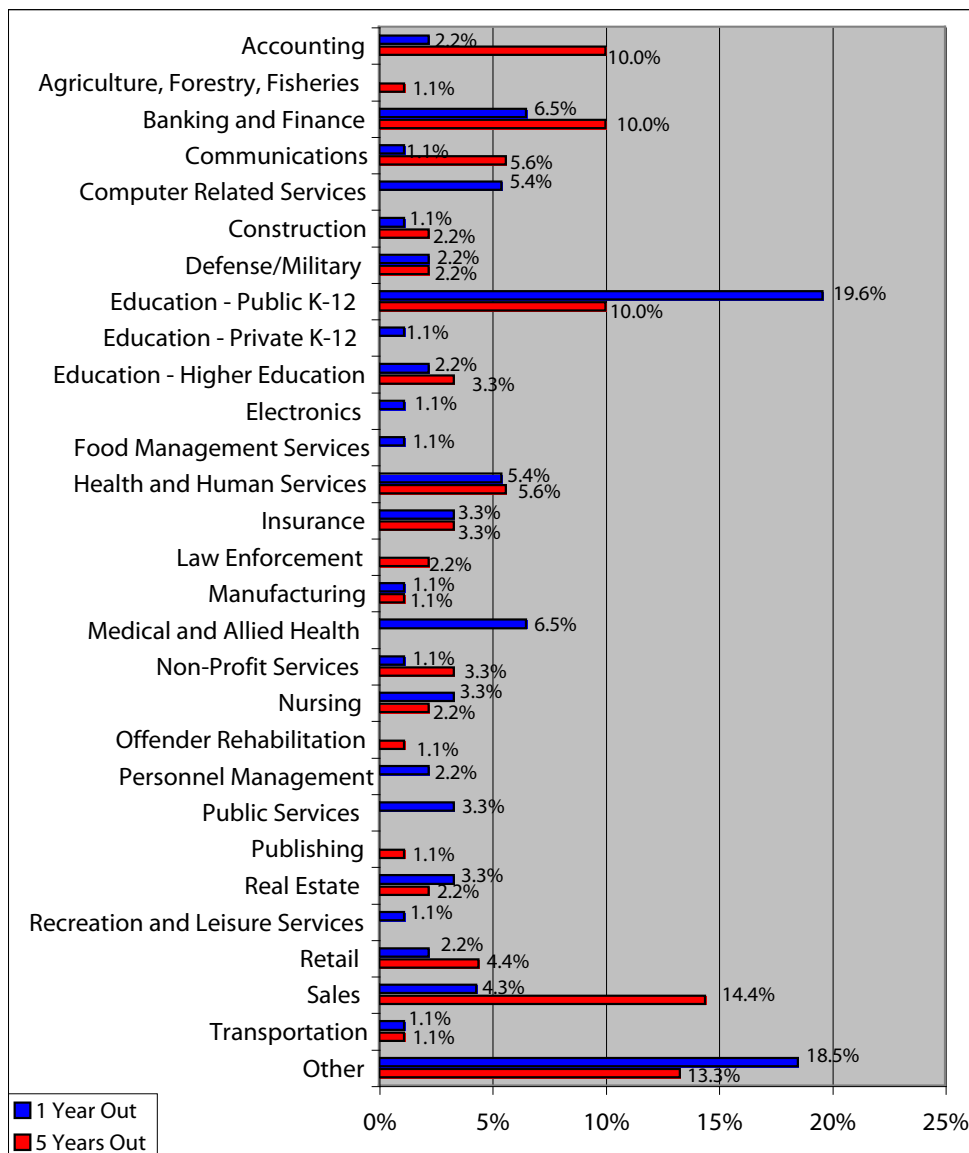
• 75 one-year out and 69 five-years out alumni obtained their first job three months or less after graduation from VSU.

To what extent is/was your first job related to your major?



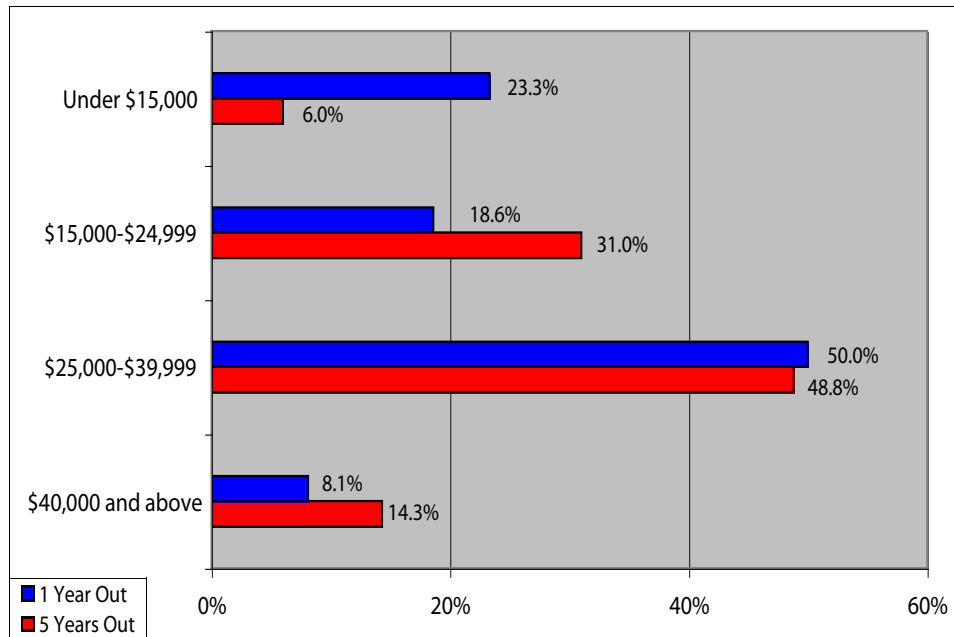
- 41 one-year out and 39 five-years out alumni report that their major was directly related to their first job.

Occupational area of first job?



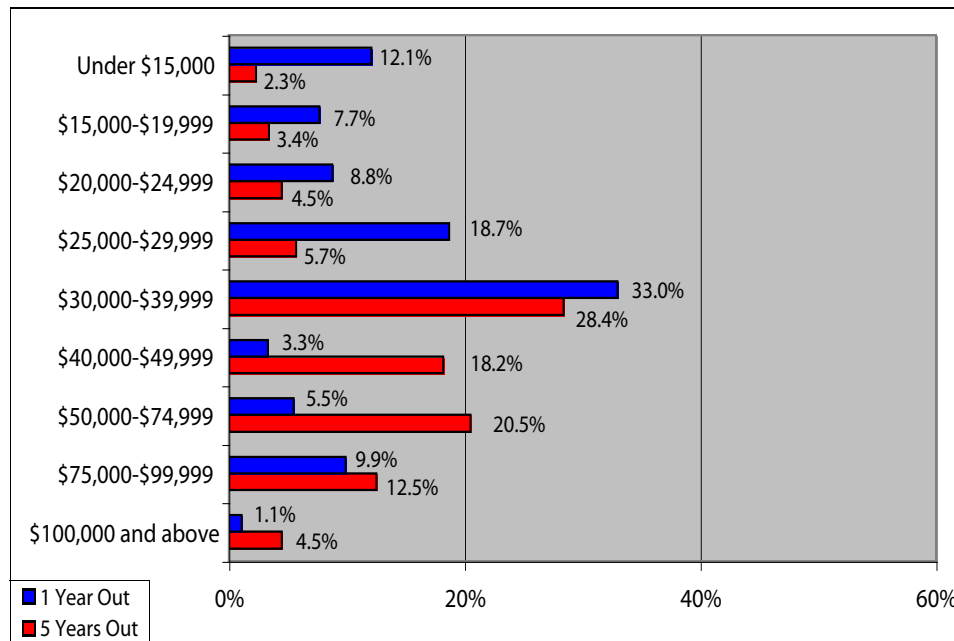
Annual Salary History

What was your annual salary range when you began your first job?



- 43 one-year out and 41 five-years out alumni were earning between \$25,000 and \$39,999 annually at their first job.

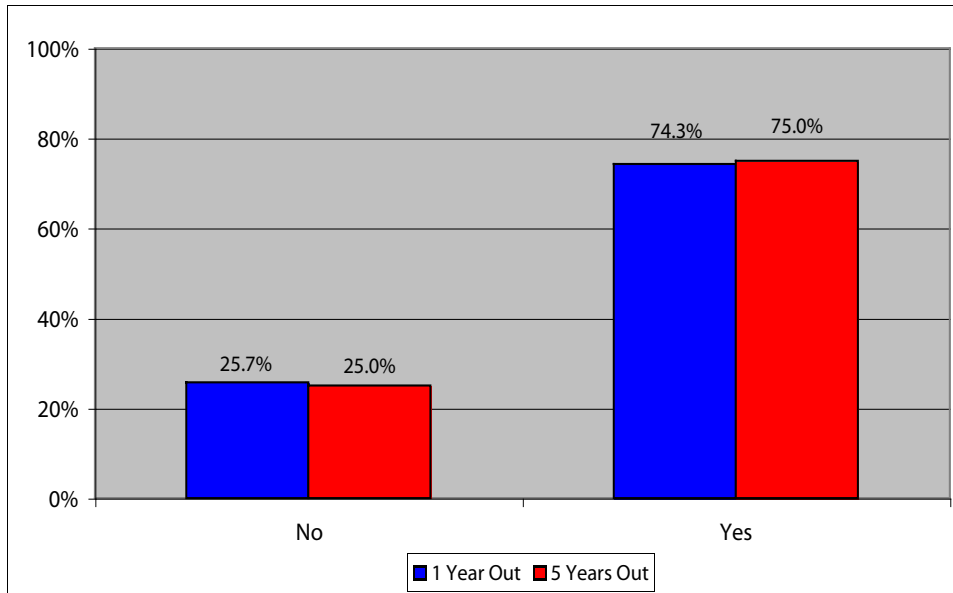
If you are currently working, what is your annual salary range?



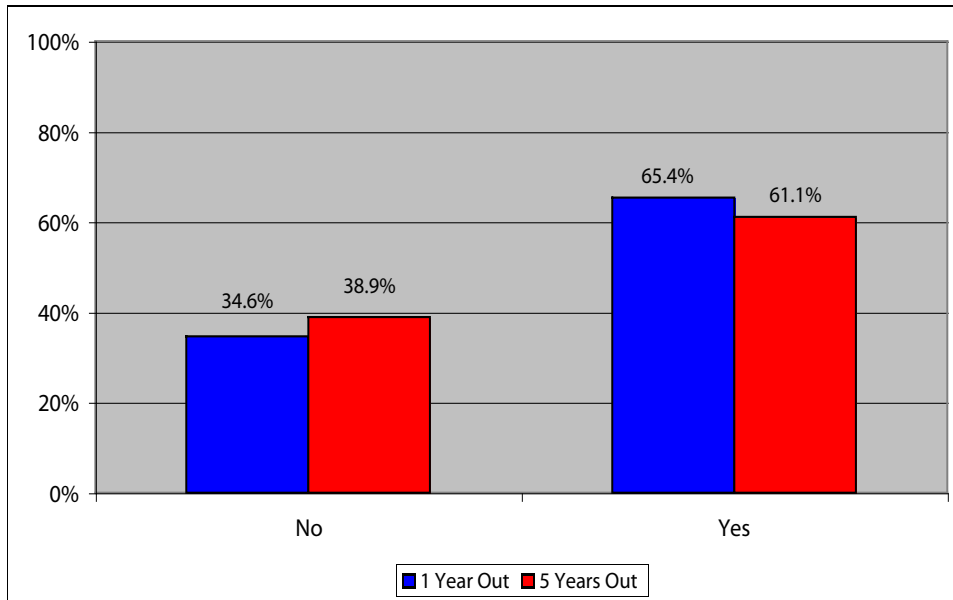
- 47 one-year out and 30 five-years out alumni are currently earning between \$25,000 and \$39,999 annually.
- 18 one-year out and 49 five-years out alumni are currently earning \$40,000 or more annually.

Alumni Relations

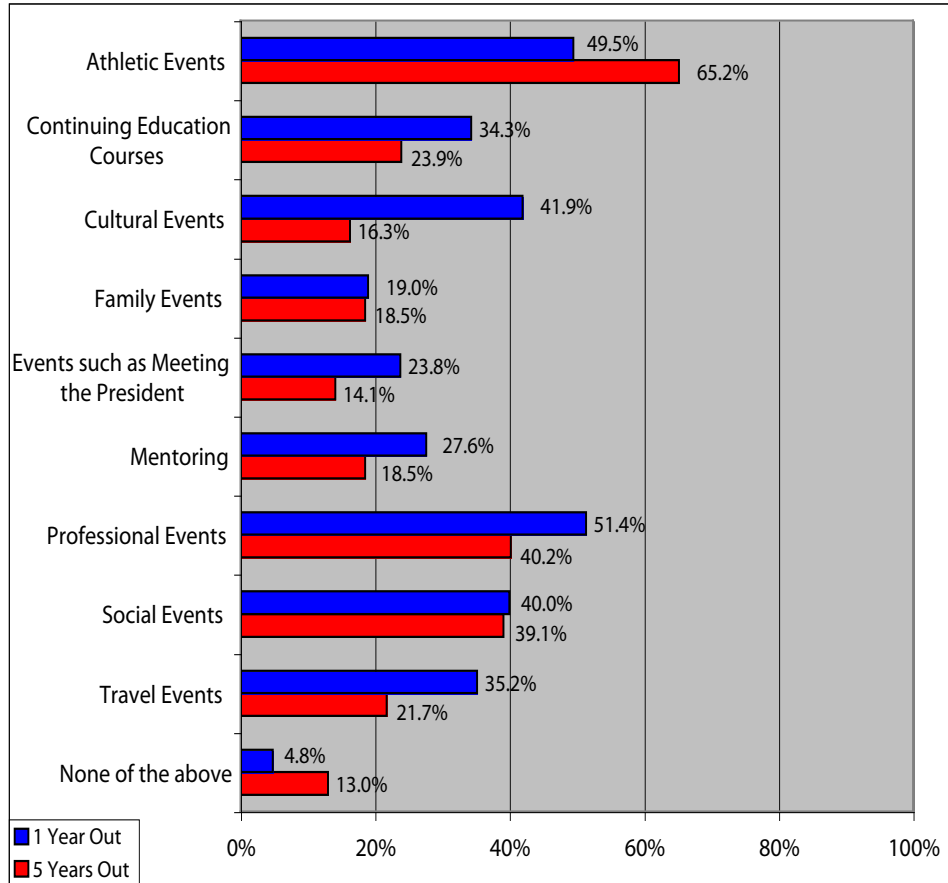
I consider myself a loyal alumnus/na of Valdosta State University.



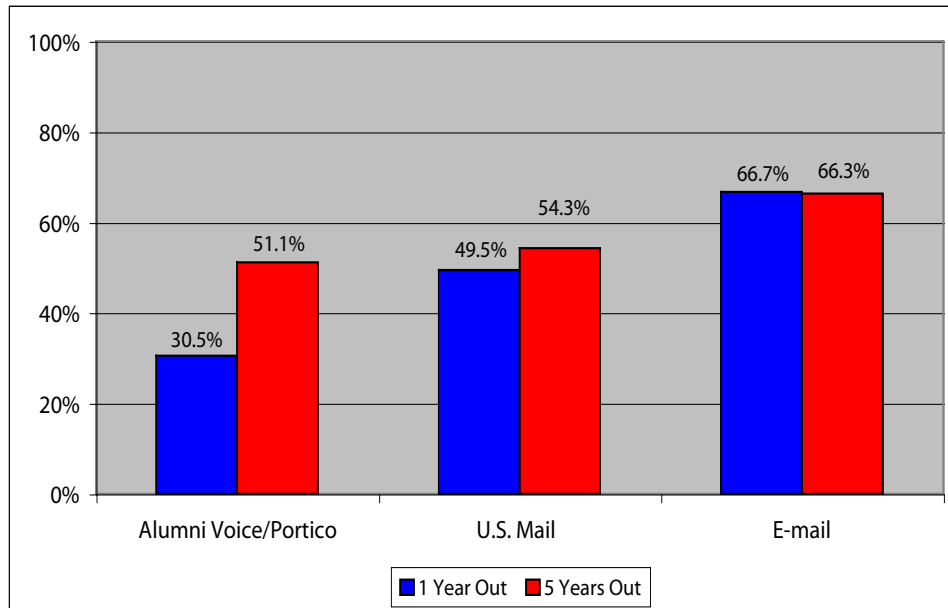
I would like to be more involved as an alumnus/na of VSU.



Interested in attending the following alumni events:



Would prefer to learn about upcoming alumni services, programs, or events via:



Note: Totals may exceed 100%, as respondents were able to select multiple responses.

Alumni Rating of Academic Experiences in Major Field of Study - 1 year out

	n	Mean	Std. Deviation	Excellent	Good	Fair	Poor
1. Quality of VSU Catalog	102	3.16	.73	32%	54%	11%	3%
2. Quality of Career Planning	64	2.75	.84	19%	44%	31%	6%
3. Quality of Job Placement	51	2.31	.84	6%	37%	39%	18%
4. Quality of Veterans' Services	16	3.00	.97	31%	50%	6%	13%
5. Quality of Public Safety	82	2.72	.74	10%	60%	23%	7%
6. Quality of Bookstore	104	2.91	.81	24%	48%	23%	5%
7. Quality of Registrar's Office	105	3.12	.77	32%	51%	12%	4%
8. Quality of Cont. Ed. Office	30	3.20	.66	33%	53%	13%	0%
9. Quality of Alumni Office	38	3.26	.86	45%	45%	3%	8%
10. Quality of Practicum or Internship Experiences	60	3.27	.94	52%	32%	8%	8%
11. Quality of Library Facilities	98	3.34	.61	41%	52%	7%	0%
12. Overall Quality of Faculty	103	3.35	.67	46%	44%	11%	0%

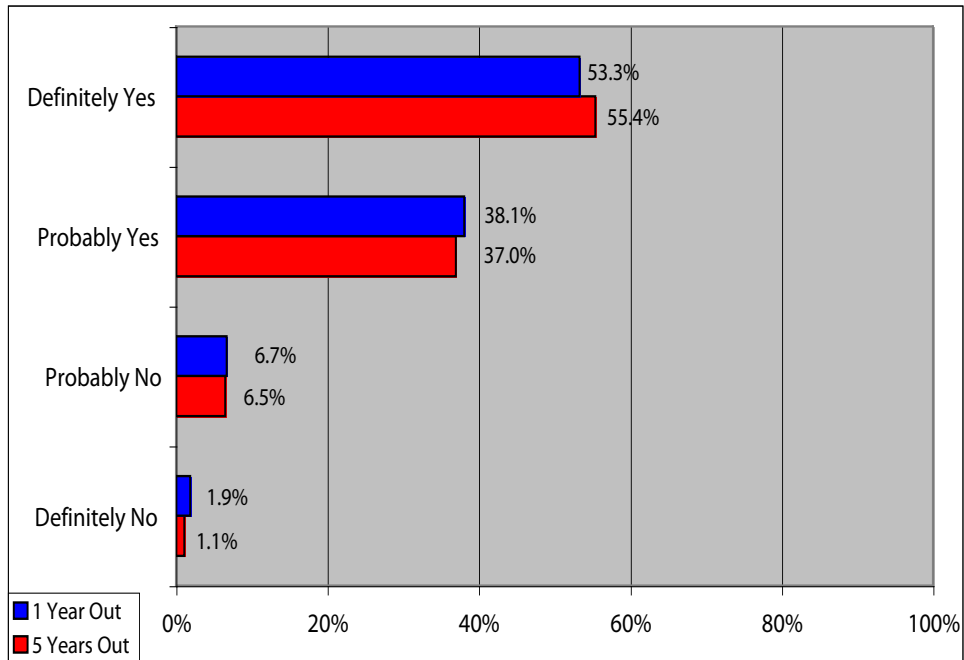
Alumni Rating of Academic Experiences in Major Field of Study - 5 years out

	n	Mean	Std. Deviation	Excellent	Good	Fair	Poor
1. Quality of VSU Catalog	76	3.24	.56	30%	63%	7%	0%
2. Quality of Career Planning	45	2.60	.84	16%	36%	42%	7%
3. Quality of Job Placement	35	2.06	.87	6%	23%	43%	29%
4. Quality of Veterans' Services	8	3.25	.46	25%	75%	0%	0%
5. Quality of Public Safety	77	2.75	.71	9%	64%	21%	7%
6. Quality of Bookstore	87	3.20	.66	32%	56%	10%	1%
7. Quality of Registrar's Office	86	2.94	.74	21%	56%	20%	4%
8. Quality of Cont. Ed. Office	16	2.94	.57	13%	69%	19%	0%
9. Quality of Alumni Office	42	3.02	.81	26%	57%	10%	7%
10. Quality of Practicum or Internship Experiences	47	3.26	.77	43%	43%	13%	2%
11. Quality of Library Facilities	91	3.31	.71	43%	47%	8%	2%
12. Overall Quality of Faculty	92	3.39	.65	47%	47%	5%	1%

Note: Total percentages may not add to 100% due to rounding.

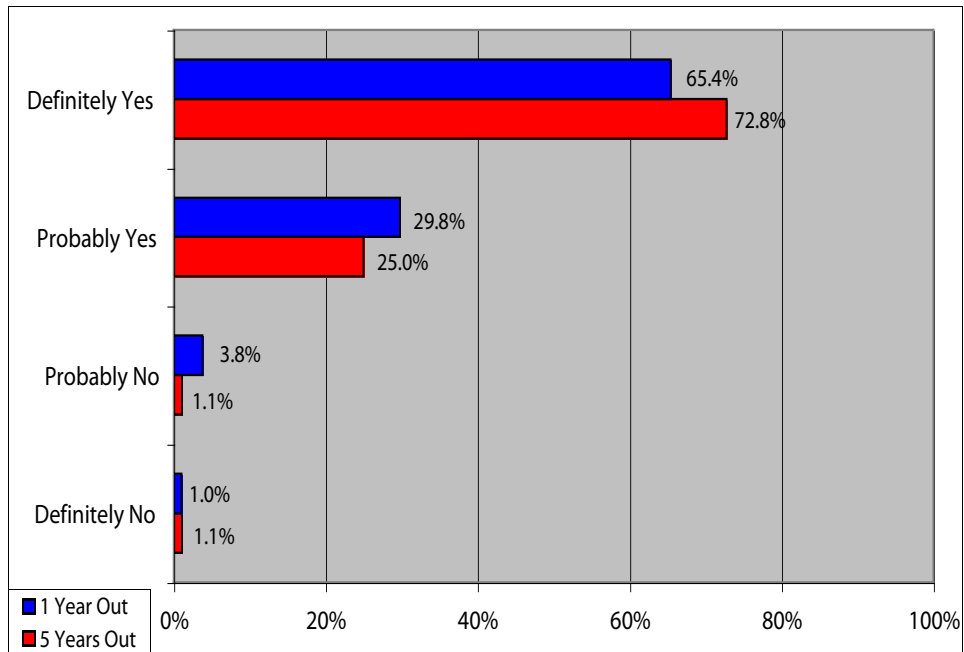
Alumni Satisfaction with Overall Quality of Education at VSU

If I began my college experience again, I would choose to attend VSU



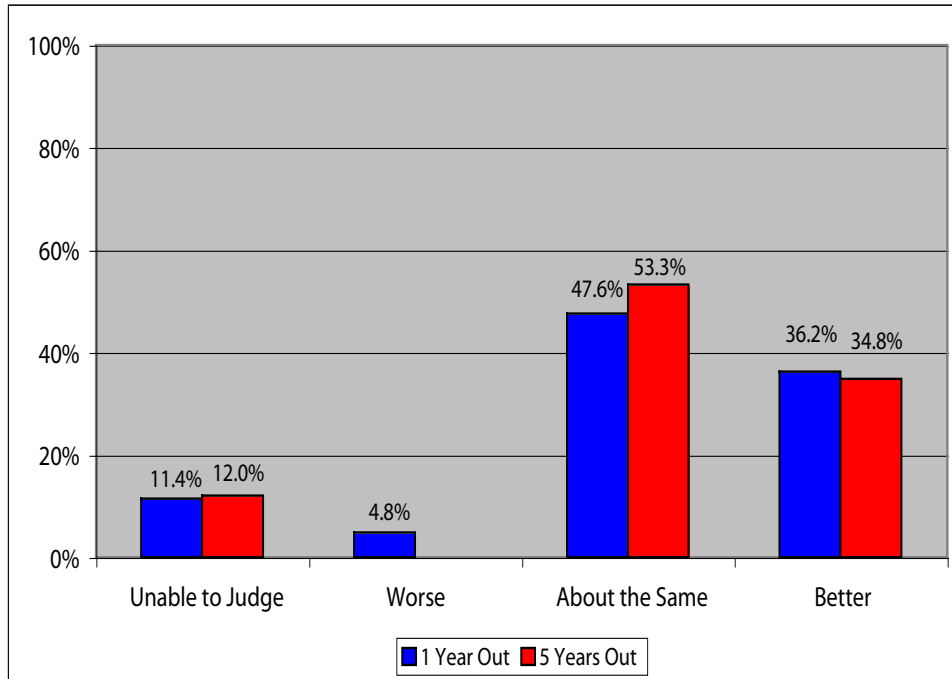
- 96 one-year out and 85 five-years out alumni would probably or definitely choose VSU again.

I would recommend VSU to others



- 99 one-year out and 90 five-years out alumni would probably or definitely recommend VSU to others.

How would you perceive the quality of education provided by VSU compared with that of other universities/colleges?



- 88 one-year out and 81 five-years out alumni rated VSU's education as about the same or better than at other universities.

Summary Highlights

VSU Alumni One-Year and Five-Years Out

The three Services/Facilities with the highest quality of service rating were:

One-Year Out (2005)

- Library Facilities
- Alumni Office
- Continuing Education

Five-Years Out (2001)

- Library Facilities
- Veterans' Services
- VSU Catalog

Annual Salary for First Job:

One-Year Out (2005)

- 8.1% earned \$40,000 and above
- 50.0% earned \$25,000 - \$39,999
- 18.6% earned \$15,000 - \$24,999

Five-Years Out (2001)

- 14.3% earned \$40,000 and above
- 48.8% earned \$25,000 - \$39,999
- 31.0% earned \$15,000 - \$24,999

Relationship of First Job to Major:

One-Year Out (2005)

- 44.6% felt their first job was directly related
- 31.5% felt their first job was somewhat related
- 23.9% felt their first job was not related

Five-Years Out (2001)

- 43.3% felt their first job was directly related
- 35.6% felt their first job was somewhat related
- 21.1% felt their first job was not related

Annual Salary for Current Job:

One-Year Out (2005)

- 16.5% earn \$50,000 and above
- 3.3% earn \$40,000 - \$49,999
- 51.7% earn \$25,000 - \$39,999

Five-Years Out (2001)

- 37.5% earn \$50,000 and above
- 18.2% earn \$40,000 - \$49,999
- 34.1% earn \$25,000 - \$39,999

Satisfaction with VSU was indicated by:

One-Year Out (2005)

- 91.4% would choose to attend VSU again
- 95.2% would recommend VSU to others
- 83.8% said the quality of education at VSU was the same or better than at other universities

Five-Years Out (2001)

- 92.4% would choose to attend VSU again
- 97.8% would recommend VSU to others
- 88.1% said the quality of education at VSU was the same or better than at other universities